

PMC[®]

ci
series

ci140[™]

ci140sub[™]

ci65[™]

ci90slim[™]

ci45[™]

ci30[™]

AT HOME IN HOLLYWOOD

Welcome to the world of PMC. We make the speakers that make the movies.

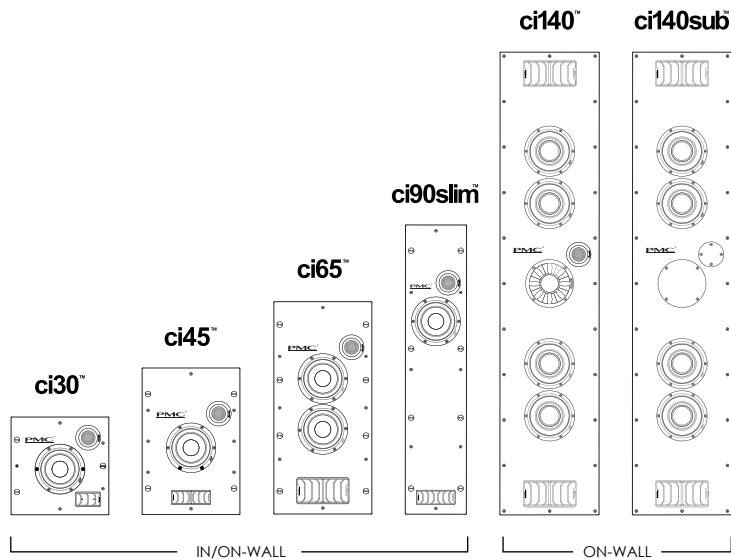
The new Custom Install (**ci**) series from PMC brings all the magic of the movies to the home. Since 1991, when the company was founded, we have been the speaker brand used to create the biggest Hollywood movie soundtracks, from Titanic to Skyfall and Iron Man to Spiderman, and have been awarded an Emmy® for our contribution to recording excellence.

To recreate the awe-inspiring realism and stunning dynamics of a blockbuster movie in the home, there is no better choice of loudspeaker than those used to make the movies themselves.

The **ci** series has been designed from the ground up, incorporating proprietary PMC technologies from our multi-award-winning audiophile speakers and studio monitors, to create the ultimate in slimline, high-performance on-wall and in-wall ci loudspeakers.



Emmy® award
©ATAS/NATAS



ci65™

ci90slim™

ci45™

ci30™



ci30™



ci45™



ci65™



ci90slim™

ci65™
ci90slim™
ci45™
ci30™

The **ci** series are ideal for playback of stereo and immersive formats, and the largest models provide the greatest headroom, bass and dynamics. All models apart from the **ci140** and **ci140sub** may be mounted in- or on-wall, thanks to their **Qikfire™** fittings, bezel-less grille and stylish cabinet sleeve.

The **ci30** is the smallest of the range, perfect for in-ceiling, in-wall or on-wall mounting. It out-performs speakers twice its size, making it ideal for surround channels, Dolby Atmos® and stereo in smaller rooms.

The **ci45** is suited to larger spaces; it has all the speed and attack of the **ci30**, and produces greater image depth, bass extension and dynamism.

With a second **LT™** (long-throw) bass driver, the **ci65** creates more slam and presence, with more headroom and bass extension. It's ideal for use as a surround speaker in medium-to-large theatres.

The **ci90slim** offers the same performance as the **ci30** and **ci45** in a long, slim cabinet. It is the retrofit option, fitting between standard studwork.



These models are simply converted from in-wall to on-wall by adding an optional sleeve and wall-mounting bracket, as demonstrated by the **ci30** above.



ci140™



ci140sub™



ci140™ / ci140sub™ with
white perforated grille, as
standard.

(Black grilles are available
as an optional extra)

ci140™

ci140sub™

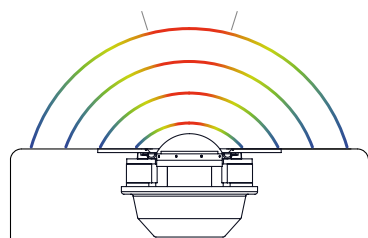
The **ci140** is the ultimate in on-wall home theatre loudspeaker design. With a complement of four 130mm (5.25") **LT^x** long-throw woofers, the **Laminair**-enhanced Advanced Transmission Line, a 50mm (2") soft-dome mid-range unit and a 27mm (1.1") tweeter from PMC's professional studio monitors, it presents an audio soundstage as big as the movie you're watching. Powerful bass, ultra-clear mids and exquisite highs all combine to put you right in the heart of the action, with all the detail and nuances the director imagined brought to life by this sublime speaker. For added depth and power, the identically sized **ci140sub**, provides high-definition low-frequency information.

The **ci140** is complemented by the dedicated and identically sized **ci140sub**, for the apex in on-wall home theatre performance. Employing the same four bass drive units used in the **ci140** and operating with the **ATL**, the sub reproduces additional low-frequency energy, perfect for home theatre installations and full-frequency music reproduction in high-end home audio and professional studio situations.

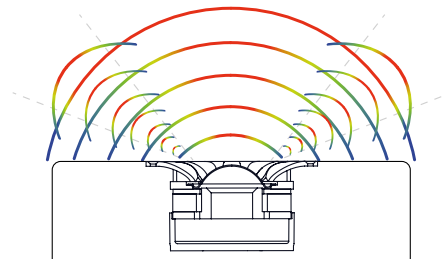
VOCAL REALISM LIKE NO OTHER

PMC's larger professional speakers are renowned for their mid-range dome drivers, which deliver critical detail and realism in the vocal and instrumental range. The three-way **ci140** is the only model in the new **ci** series to feature a mid-range driver, which was custom-made for this flagship. The all-new 50mm (2") dome features **n-compass™** technology — a new dispersion flange geometry for a flat-frequency response and phenomenal off-axis performance. This makes the driver ideal for horizontal or vertical placement, as in a cinema LCR system, providing an identical immersive audio experience from all listening positions. The wide audio picture created by the mid-range unit provides unrivalled vocal and instrumental clarity and realism, keeping the dialogue distinct from the score for the “real” movie experience.

Mid-range dispersion patterns



Standard loudspeaker



PMC ci series with **n-compass™** technology; extending the mid-range dispersion for a consistent, immersive experience throughout the listening environment.



HIGH-FIDELITY HIGHS

The professionally proven tweeter derives from PMC's studio nearfield monitors. The ferrofluid-cooled neodymium magnet, with built-in heatsink, allows for reliable, consistent high-power handling, and the 27mm soft dome is mounted within a custom waveguide and dispersion grille that integrates perfectly with the mid-range unit and produces a consistent off-axis response, delivering incredibly realistic high-frequency reproduction no matter where you are in your listening room. The HF driver is offset to eliminate edge reflections and work optimally whether your speaker is mounted horizontally or vertically.



UNMATCHED CLARITY AND POWER

The new **LT™** and **LT^x™** bass drivers in the **ci** series have been designed for use with the Advanced Transmission Line (**ATL**) bass-loading technology found in all PMC speakers (see overleaf). Both feature 130mm (5.25") natural-fibre dished cones and inverted dust caps to reduce unwanted high-frequency reflections from the cone surface, and in both drivers, the high-power voice coil, in a ferrite magnet, is mounted in a low-profile basket to fit into the shallow cabinets. The longer-throw **LT^x™** produces higher output levels and is therefore reserved for the largest models in the **ci** series, the **ci140** and **ci140sub**.

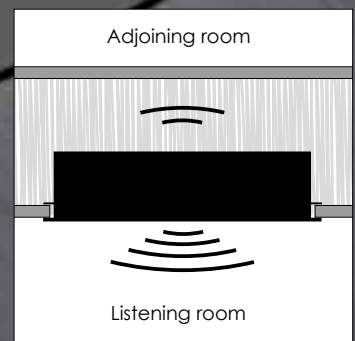


The tailor-made longer-throw **LT^x™** bass driver features in the **ci140** and **ci140sub**.



NO ESCAPE FROM PERFORMANCE

All **ci** series cabinets are enclosed at the rear, ensuring that sound leakage to adjoining rooms is kept to an absolute minimum. Unlike inferior open-back speaker designs, it is not necessary to rely on the cavity construction of the wall to enhance the sound; the **ci** series cabinets, with their defined volume and robust construction, have everything they need to deliver awesome cinematic sound at all listening levels.





ATL™

DEEPER, CLEARER, CLEANER BASS

The source of PMC's legendary natural, realistic sound is the Advanced Transmission Line (**ATL™**) bass-loading technology, professionally proven all around the world.


ATL™ uses energy generated by the bass unit in a much more intelligent, efficient way than speaker designs based on ported or sealed boxes. In **ATL™** loudspeakers, the highly braced cabinet is lined with a multitude of custom-designed acoustic materials that absorb all but the very lowest frequencies. These exit from a front-panel vent, extending the low-frequency response, and creating the impression of a far larger speaker with an extra, ultra-high quality bass unit.

ATL™ improves more than just the bass response: because the low end is clean and clear, it doesn't mask the rest of the music. Vocals, in particular, are beautifully projected and ultra-vivid.

ATL™ loudspeakers offer another benefit. The **ATL™** bass extension does not change with volume level — so even when listening quietly, the bass sounds balanced and well defined.

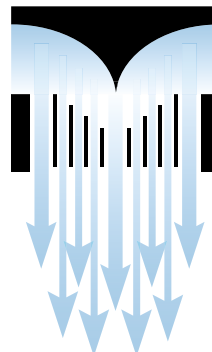
THE UNIQUE BENEFITS

- More detailed, more natural
- Full, rich sound at any volume level
- Deeper bass from a smaller cabinet

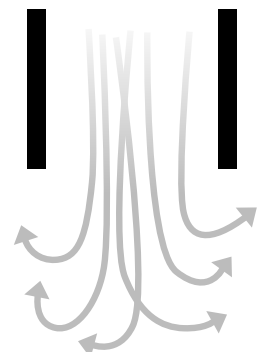


The vent features PMC's **Laminair** technology, which produces a smooth — or **Laminair** — air flow. A low-drag sculptured air scoop collects and sums the highly pressurised air from the **ATL™** before it exits the vent, resulting in a faster, higher definition bass with accurate timing and dynamics, and without unwanted air noise.

Streamlined, efficient airflow with **Laminair™**



Turbulent airflow at the **ATL™** vent without **Laminair™**



PERFECT DRIVER INTEGRATION

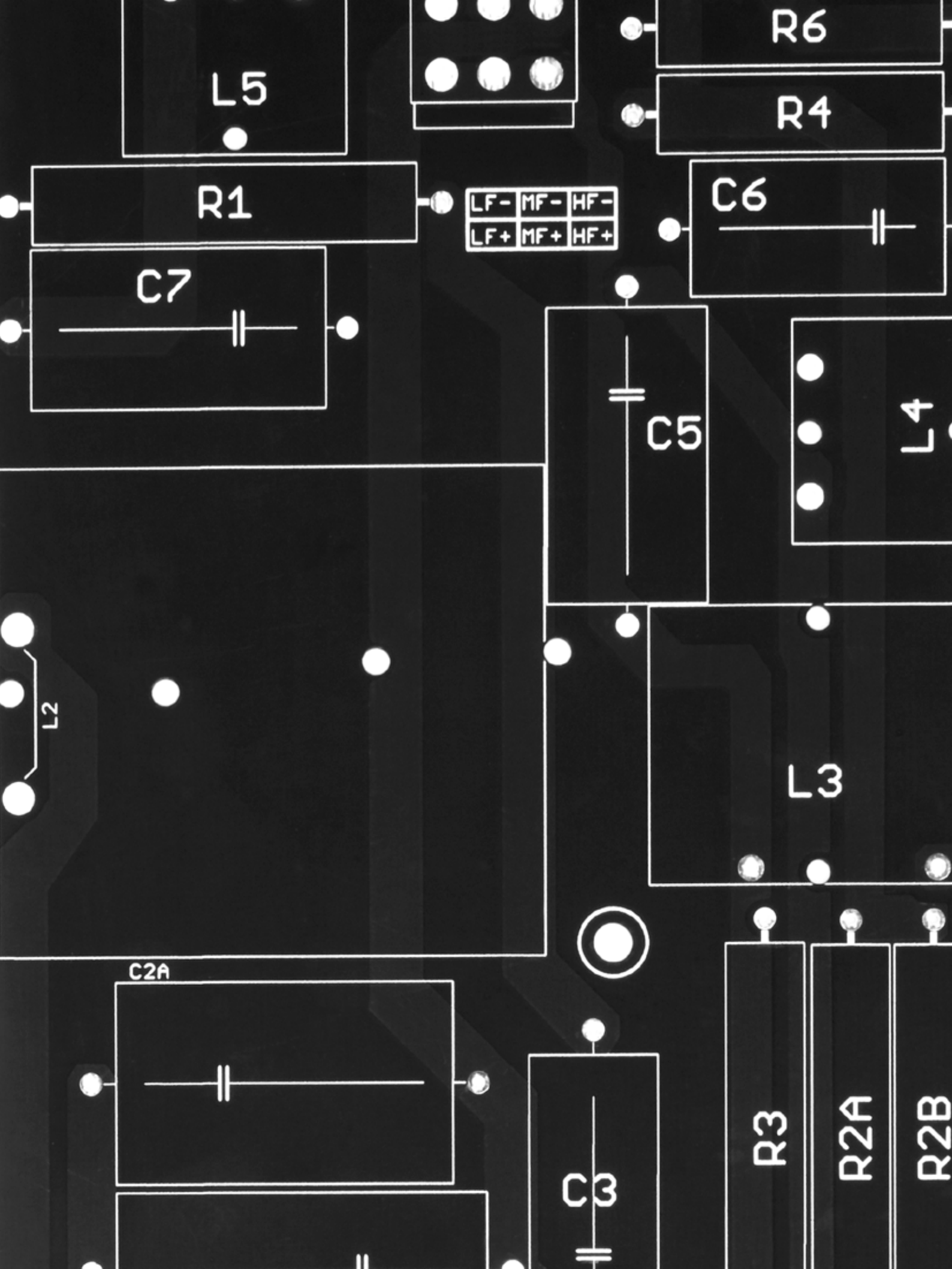
Advanced design ensures that the **ci** series listening experience is truly immersive and all-enveloping from every listening position, and the tweeter and mid-range drivers are perfectly integrated at the crossover point.

The crossover is an essential precision component of any multi-driver loudspeaker, dividing the incoming amplified signal into the frequencies best suited to each of the drivers. The role of the crossover is more crucial than ever in the **ci140**, as the audio from the amplifier has to be correctly routed to the treble, mid-range and bass drivers.

The two- and three-way crossovers in the **ci** series are wholly new designs, incorporating PMC's custom-wound inductors and hand-matched components for greater accuracy and lower distortion.



The hand-built three-way **ci140** precision crossover.



L5

R6

R4

R1

LF-	MF-	HF-
LF+	MF+	HF+

C6

C7

C5

L4

L2

L3

C2A

C3

R3

R2A

R2B





TRULY IMMERSIVE SOUND

The ultra-wide dispersion of the **ci** series makes the listening experience truly immersive from all room positions, for the perfect inclusive home listening environment, whether it's an open-plan living space or dedicated home theatre.

Qikfire™ IN-WALL INSTALL

The speed of the **Qikfire™** in-wall mounting system makes the entire range very “installer-friendly”. The **ci30**, **ci45**, **ci90slim** and **ci65** are fitted with **Qikfire**, a spring-loaded mounting system which allows the loudspeaker to be fixed in position with a simple twist of a screwdriver and permits post-installation micro-adjustment. Removal, is just as easy as installation, with a twist.



WALL MOUNTING

On-wall mounting is just as straightforward as in-wall mounting, using the supplied interlocking bracket, which is designed to also offer pin-point level adjustment. An optional mounting sleeve may be fitted around the cabinets to conceal the in-wall mounting system creating an elegant and discrete on-wall loudspeaker. A precision-perforated, bezel-less front grille, which is affixed magnetically, adds the final stylish touch.



The **ci30** in-wall is converted to an elegant on-wall with the optional sleeve and wall bracket

SPECIFICATIONS

	ci30™	ci45™	ci90slim™
Freq response	47Hz(-3dB)-25kHz	45Hz-25kHz	45Hz-25kHz
Sensitivity	84dB (2.83v @1m)	84dB (2.83v @1m)	84dB (2.83v @1m)
Effective ATL™	1.5m (4.9ft)	1.65m (5.4ft)	1.65m (5.4ft)
Impedance	8 Ohms	8 Ohms	8 Ohms
Drive units	LF 133mm (5.25") Natural Fibre LT™ HF 27mm (1") soft dome	LF 133mm (5.25") Natural Fibre LT™ HF 27mm (1") soft dome	LF 133mm (5.25") Natural Fibre LT™ HF 27mm (1") soft dome
Input connectors	1 pair 4mm sockets	1 pair 4mm sockets	1 pair 4mm sockets
Dimensions	H 300mm (11.8") W 300mm (11.8") D 103mm (4")	H 450mm (17.7") W 300mm (11.8") D 103mm (4")	H 900mm (35.4") W 190mm (7.4") D 103mm (4")
Weight ea.	6.5kg (14lbs)	6.8kg (15lbs)	6.6kg (14.5lbs)
	ci65™	ci140™	ci140sub™
Freq response	40Hz-25kHz	32Hz(-3dB), 29Hz(-6dB)-25kHz	32Hz(-3dB), 29Hz(-6dB)
Sensitivity	87dB (2.83v @1m)	93dB (2.83v @1m)	93dB (2.83v @1m)
Effective ATL™	1.8m (5.9ft)	2.3m (7.5ft)	2.3m (7.5ft)
Impedance	4 Ohms	4 Ohms	4 Ohms
Drive units	LF 2 x 133mm (5.25") Natural Fibre LT™ HF 27mm (1") soft dome	LF 4 x 133mm (5.25") Natural Fibre LT^x™ MF 50mm (2") PMC55 n-compass™ soft dome HF 27mm (1") soft dome	LF 4 x 133mm (5.25") Natural Fibre LT^x™
Input connectors	1 pair 4mm sockets	1 pair 4mm sockets	1 pair 4mm sockets
Dimensions	H 650mm (25.5") W 300mm (11.8") D 103mm (4")	H 1400mm (55") W 300mm (11.8") D 153mm (6")	H 1400mm (55") W 300mm (11.8") D 153mm (6")
Weight ea.	8kg (17.6lbs)	25kg (55lbs)	24kg (52.9lbs)

* Subject to change without notice

This document should not be construed as a commitment on the part of The Professional Monitor Company Limited. The Professional Monitor Company Limited will not assume responsibility for errors that may appear in this document. Information may be subject to change.

Copyright © 2019. All rights reserved.

CEDIA
MEMBER

THE PROFESSIONAL MONITOR COMPANY LIMITED

Holme Court Biggleswade SG18 9ST UK
T +44 (0)1767 686300

E sales@pmc-speakers.com W www.pmc-speakers.com

PMC[®]

Reg No: 3328009

Stock code no. 17060
Item no. 1066v2/Jan©2020